

CB800-D/BS Blast Pot



Complementary Products



Blast Hoses



Titan II SAR



Couplings & Nozzle Holders



Whip Checks



ATN Blast Nozzles



VisiFlo Premium Filter



Electric Remote Conversion Kit



Blasting Suit & Gloves



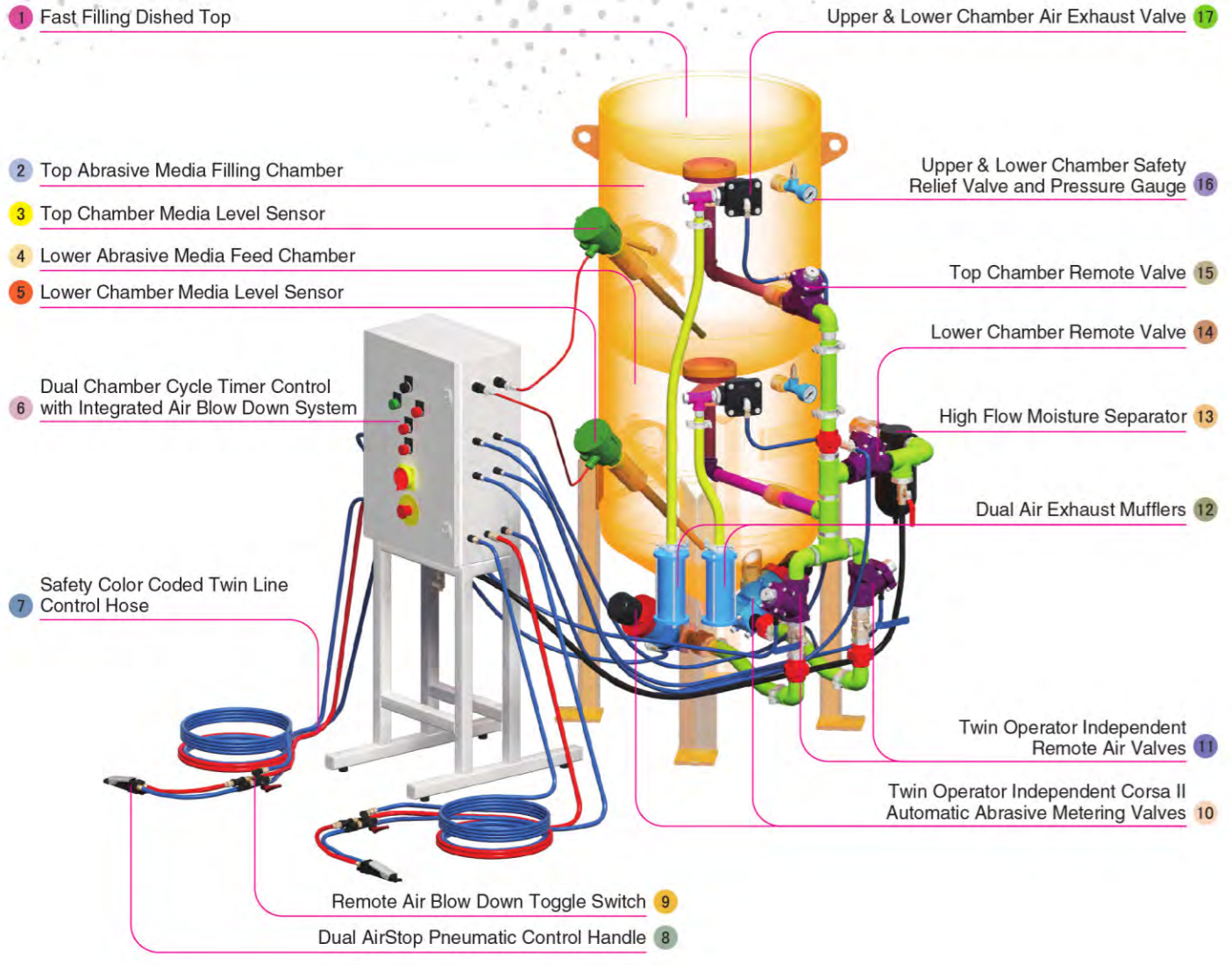

Product Features

CB Series Blast Pots are available in multiple configurations and specifications to suit varying market requirements worldwide. The CB800 is an ultra-size, automatic double chamber, double outlet blast pot, suitable for high production large-scale blasting operations requiring maximum equipment uptime.

- ▶ Designed and manufactured in accordance with international standards and requirements.
- ▶ Separate Tandem air inlet and exhaust valves, for fast and efficient operation.
- ▶ AirStop non-bleed type pneumatic deadman handles.
- ▶ PanBlast™ Corsa II abrasive control valves provides precise control and immediate shut off.
- ▶ Abrasive cut off for compressed air blow down.
- ▶ Moisture trap, exhaust muffler and main air isolation valves standard.
- ▶ 226 litres (8ft³) abrasive capacity, 125 psi pressure rating.
- ▶ 50mm (2") inlet fittings, single or double blasting outlets.
- ▶ Optional electrical deadman control for quicker response and/or extended control distance.

Common Applications

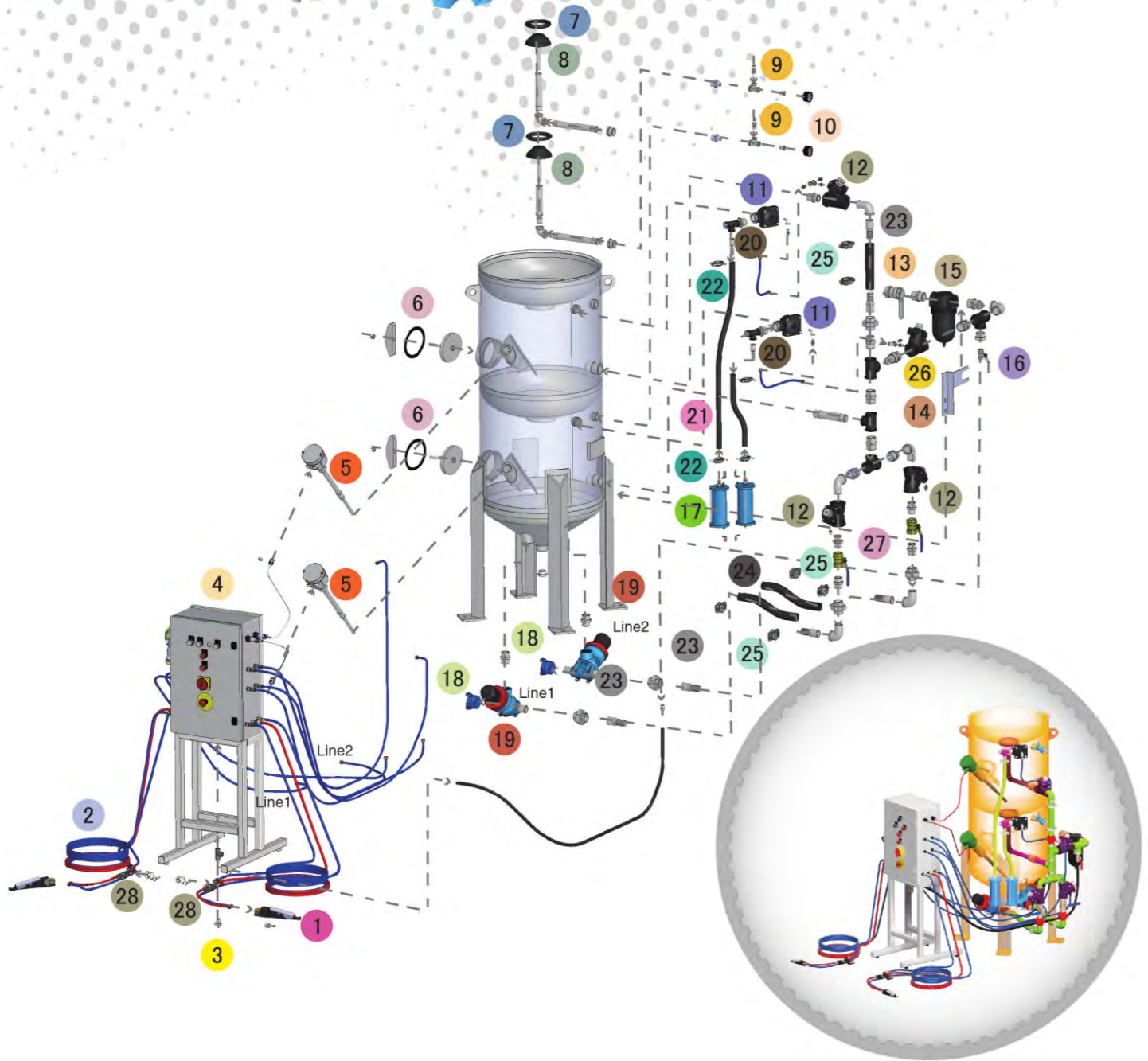

- ▶ Automated high production blasting systems.
- ▶ On site industrial and commercial blasting.
- ▶ Blast and painting contractor yard work.
- ▶ Blast room applications with or without abrasive recovery systems.
- ▶ In situ blasting in shipyards and slipways.



Component Highlights



- | | | |
|---|--|---|
| 1 Fast Filling Dished Top | 7 Safety Color Coded Twin Line Control Hose | 13 High Flow Moisture Separator |
| 2 Top Abrasive Media Filling Chamber | 8 Dual AirStop Pneumatic Control Handle | 14 Lower Chamber Remote Valve |
| 3 Top Chamber Media Level Sensor | 9 Remote Air Blow Down Toggle Switch | 15 Top Chamber Remote Valve |
| 4 Lower Abrasive Media Feed Chamber | 10 Twin Operator Independent Corsa II Automatic Abrasive Metering Valves | 16 Upper & Lower Chamber Safety Relief Valve and Pressure Gauge |
| 5 Lower Chamber Media Level Sensor | 11 Twin Operator Independent Remote Air Valves | 17 Upper & Lower Chamber Air Exhaust Valve |
| 6 Dual Chamber Cycle Timer Control with Integrated Air Blow Down System | 12 Dual Air Exhaust Mufflers | |



Assembly

Stock Code	Description	Dry Weight	Abrasive Capacity	Piping Size
BEP-PS-0082-00	CB800-D/BS Tandem Corsa-II-TS DV	415kg (915lbs)	226 litres (8ft³)	38mm (1-1/2")



All data and information subject to change without prior notice. Brochure reference CAT-0103-03-00



Parts List



Description	Qty	Description	Qty	Description	Qty
1 AirStop Pneumatic Control Handle	2	11 1" NPT Diaphragm Dump Valve	2	21 Blast Hose 19mmx34mmx20m L2	1.4M
2 20m (66') Twinline Hose Assembly	2	12 1-1/4" Tandem NPT Valve Assembly	3	22 Hose Clamp	4
3 Mini Ball Valve	1	13 50mm (2") Ball Valve	1	23 KC Nipple	6
4 CB800 Cycle Controller Pneu2	1	14 Support Bracket	1	24 Hose-Air/Water Delivery 32mmIDx45mmOD	1M
5 Level Sensor	2	15 50mm (2") Port Moisture Separator	1	25 Hose Clamp	6
6 Blast Pot-H/Hole 192x144 -Sealing Gasket	2	16 13mm (1/2") Ball Valve	1	26 1-1/2" Tandem NPT Valve Assembly	1
7 Pop Up Valve Seating Ring	2	17 Exhaust Muffler	2	27 32mm (1-1/4") Ball Valve	2
8 Pop Up Valve - Stem Type	2	18 NTC-1 Nylon Threaded Pot Coupling	2	28 Air Blow Down Kit W/O Corsa II	2
9 1/2" BSP - 125 PSI Pressure Relief Valve	2	19 Corsa II 1-1/4" With Urethane Sleeve	2		
10 6mm (1/4") Pressure Gauge - Rear Entry	2	20 KC Nipple	2		