

SB600-2/MY Blast Pots



Product Features

SB Series Blast Pots are available in multiple configurations and specifications to suit varying market requirements worldwide. The SB600-2 is a large-capacity, automatic blast pot, suitable for low pressure blasting applications.

- ▶ Multiport sleeve of different orifice size for different abrasives size.
- ▶ Optional AIN nozzle or wet head to suppress dust and dissolve sodium bicarbonate during soda blast.
- ▶ Designed and manufactured in accordance with international standards and requirements.
- ▶ Third party pressure vessel certificates available on request.
- ▶ Separate Tandem air inlet and exhaust valves, for fast and efficient operation.
- ▶ AirStop non-bleed type pneumatic deadman handle.
- ▶ PanBlast™ Corsa II abrasive control valve provides precise control and immediate shut off.
- ▶ Optional abrasive cut off for compressed air blow down.
- ▶ Pneumatic vibratory motor, for improved abrasive media flow.
- ▶ Moisture trap, exhaust muffler and main air isolation valves standard.
- ▶ Wide, pneumatic wheels.
- ▶ Differential pressure adjustment to regulate sodium bicarbonate flow rate in accordance to pre determined differential pressure to flow rate correlation.
- ▶ 170 liters (6 ft³) abrasive capacity, 125psi pressure rating.
- ▶ 32mm (1-1/4") fittings.

Common Applications

- ▶ Blasting with sodium bicarbonate with AIN nozzle or wet head eliminating abrasives residue.
- ▶ Blasting with very fine abrasives.

Complementary Products



Blast Hoses



Titan II SAR



Couplings & Nozzle Holders



Wet Head



ATN Blast Nozzles



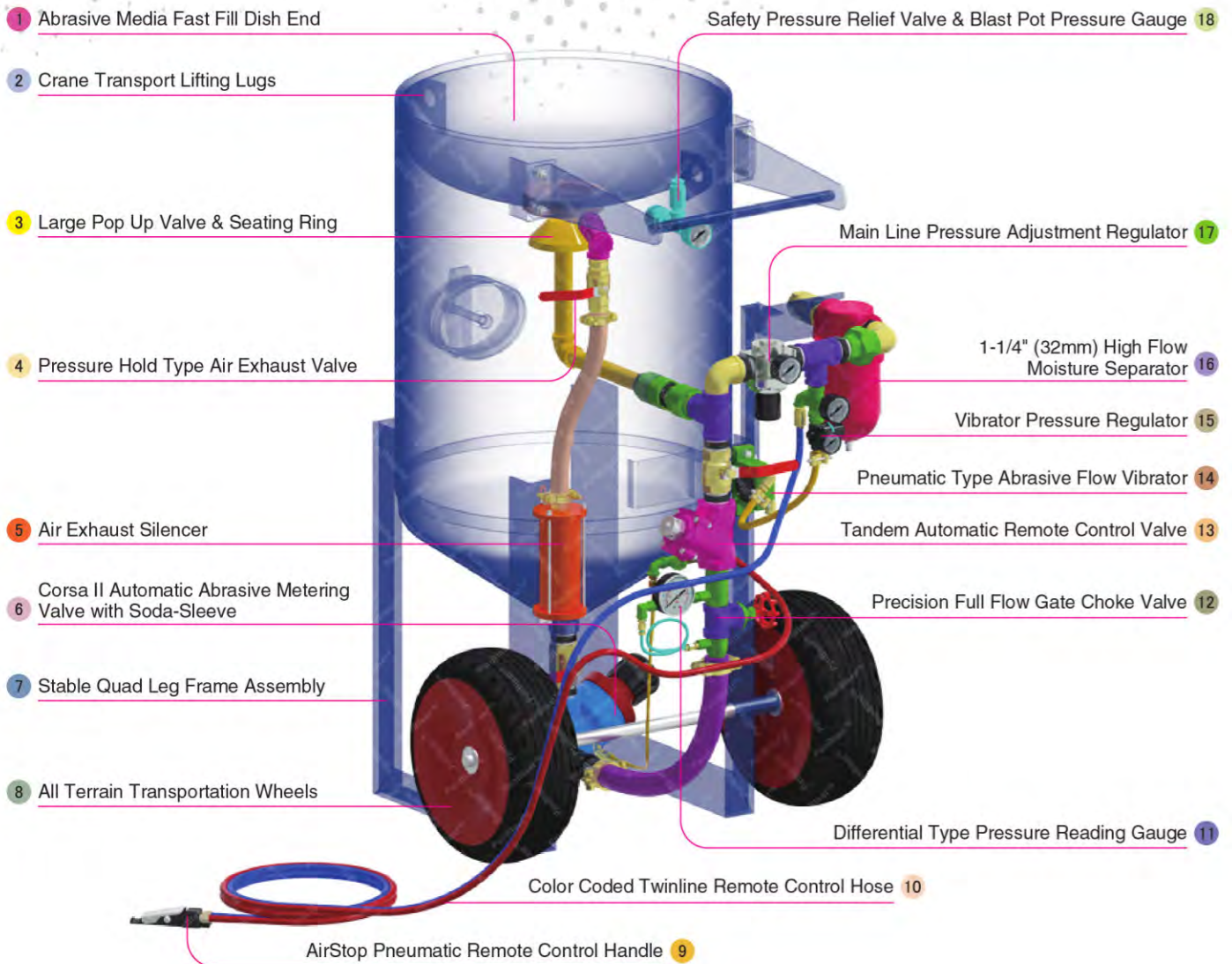
AIN Blast Nozzles



Air Cooling Controller



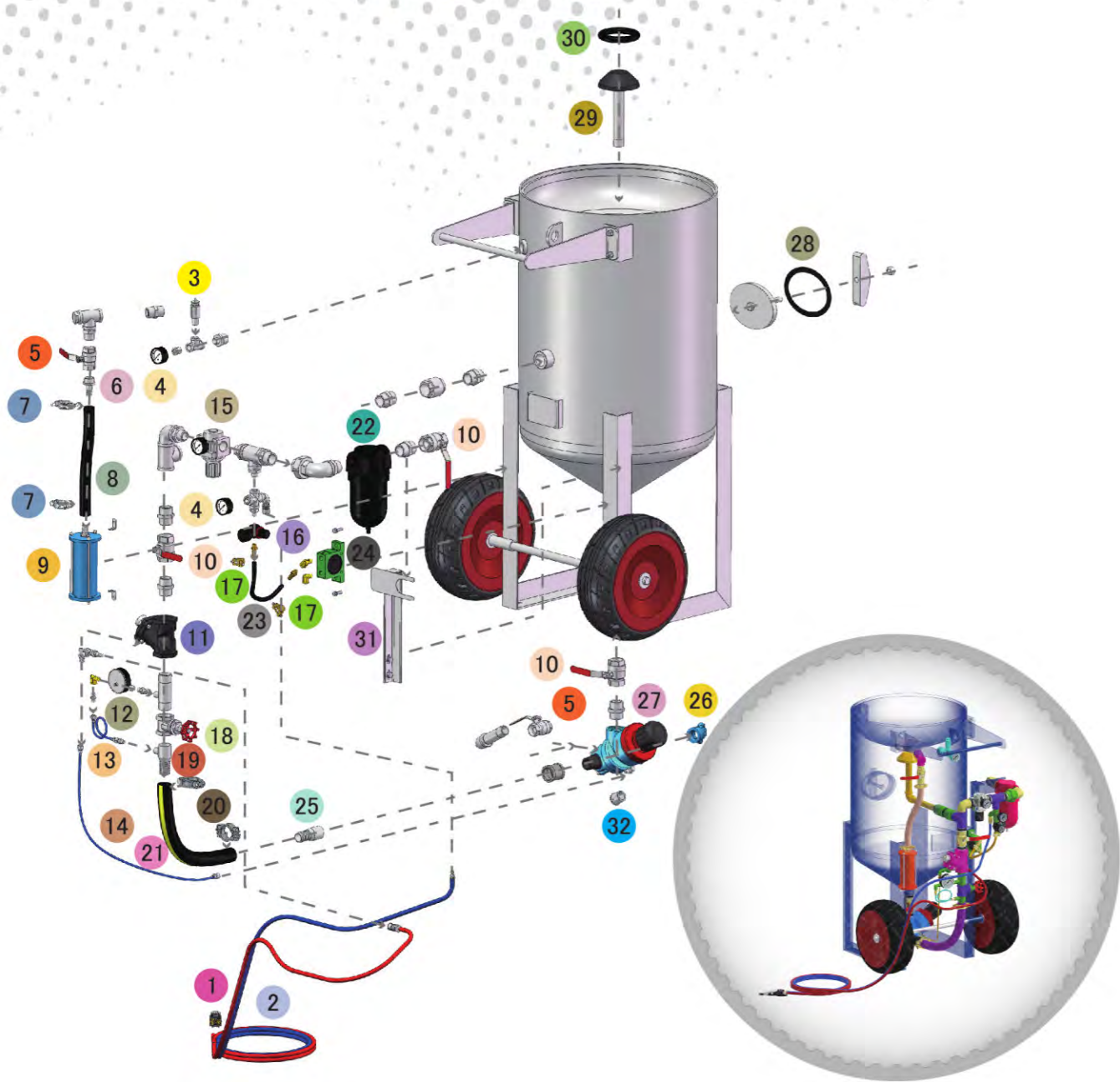

Blasting Suit & Gloves



Component Highlights



- | | | |
|---|---|--|
| 1 Abrasive Media Fast Fill Dish End | 7 Stable Quad Leg Frame Assembly | 13 Tandem Automatic Remote Control Valve |
| 2 Crane Transport Lifting Lugs | 8 All Terrain Transportation Wheels | 14 Pneumatic Type Abrasive Flow Vibrator |
| 3 Large Pop Up Valve & Seating Ring | 9 AirStop Pneumatic Remote Control Handle | 15 Vibrator Pressure Regulator |
| 4 Pressure Hold Type Air Exhaust Valve | 10 Color Coded Twinline Remote Control Hose | 16 1-1/4" (32mm) High Flow Moisture Separator |
| 5 Air Exhaust Silencer | 11 Differential Type Pressure Reading Gauge | 17 Main Line Pressure Adjustment Regulator |
| 6 Corsa II Automatic Abrasive Metering Valve with Soda-Sleeve | 12 Precision Full Flow Gate Choke Valve | 18 Safety Pressure Relief Valve & Blast Pot Pressure Gauge |



Assembly

Stock Code	Description	Dry Weight	Abrasive Capacity	Piping Size
BEP-PS-0021-00	SB600-2/MY Tandem Corsa II-SS AirStop	240kg (529lbs)	170 litres (6ft ³)	32mm (1 1/4")



All data and information subject to change without prior notice. Brochure reference CAT-0103-05-00



Parts List



Description	Qty	Description	Qty	Description	Qty
1 Airstop Pneumatic Control Handle	1	12 Differential Gauge	1	23 Abrasive Hose	0.35M
2 20m (66') Twinline Hose Assembly	1	13 Connecting Hose	1	24 Pneumatic Vibrator	1
3 1/2" BSP-125 PSI Pressure Relief Valve	1	14 Connecting Hose 25mm(1") Pressure Regulator With Gauge	1	25 KC Nipple	1
4 6mm (1/4") Pressure Gauge - Rear Entry	2	15 6mm(1/4") Pressure Regulator With Gauge	1	26 Nylon Threaded Pot Coupling	1
5 25mm (1") Ball Valve	2	16 6mm(1/4") Pressure Regulator With Gauge	1	27 Corsa II 1-1/4" With Tungsten Sleeve	1
6 Hose Barb	1	17 Hose Clamp	2	28 Blast Pot-H/Hole 192x144 -Sealing Gasket	1
7 Hose Clamp	2	18 32mm (1-1/4") Gate Valve	1	29 Pop Up Valve - Stem Type	1
8 Blast Hose 19mm x 34mm x 20m L2	0.4M	19 KC Nipple	1	30 Pop Up Valve Seating Ring	1
9 Exhaust Muffler	1	20 Hose Clamp	2	31 Support Bracket	1
10 32mm (1-1/4") Ball Valve	3	21 Hose-Air/Water Delivery 32mm IDx45mmOD	0.55M	32 Multi Ported Sleeve	1
11 1 1/4" Tandem NPT Valve Assembly	1	22 32mm (1-1/4") Port Moisture Separator	1		